

Snapdeal Affiliate

shashankgupta.net/snapdeal-affiliate/

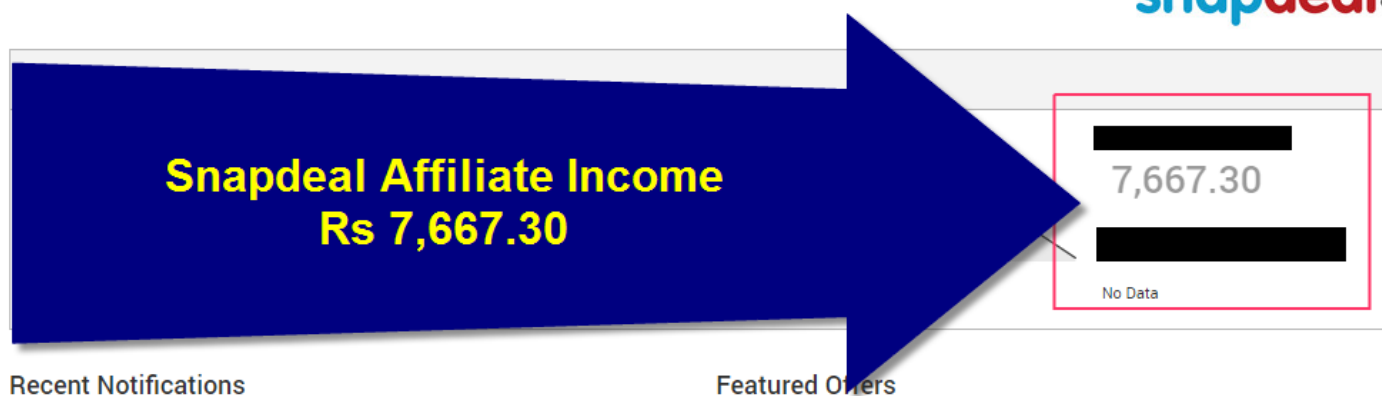
Shashank Gupta

I have already shared with you in detail how [I made Rs 50,000 in a month from Amazon Affiliate Program](#) and how [I earned Rs 25,000 from Flipkart Affiliate Program](#). Amazon and Flipkart are two of the most popular eCommerce programs in India, and if you have yet not worked with either of them, do so now. Read up my post, shoot me your questions and get going.

That said, today in this post I will be taking you through step by step process of how you can easily make money from Snapdeal's affiliate program. Snapdeal is not the largest player in E commerce market-space, but it is a decent size one. And it sure makes sense for you to take a share of its market pie by joining in its affiliate program.

I have made Rs 7,660 in a month from Snapdeal Affiliate Program, shared below is the screenshot of my Snapdeal affiliate income as a proof for you. Yes the figure doesn't look large when compared to [Flipkart](#) or [Amazon](#), and that's simply because Snapdeal is not as large player as Amazon. However I would still strongly recommend you to join its affiliate program, because it is bringing in new capital and seeking to expand itself.

Dashboard



What you will Learn –

- What is Snapdeal
- What is Snapdeal Affiliate Program
- How to Join Snapdeal Affiliate Program
- How to create Snapdeal Affiliate Links
- Important Terms and condition for Snapdeal Affiliate Success.

What is Snapdeal

Snapdeal is among the leading ecommerce online shopping websites in India, it was started as a daily deal site in 2010 but soon become a full online marketplace. Ratan Tata, SoftBank Corp, Alibaba Group are some of its investors. To build trust in customers mind Snapdeal brought Amir Khan for the promotion of Snapdeal in March 2015.

What is Snapdeal Affiliate Program

Snapdeal affiliate program is a referral program where you can earn money by promoting Snapdeal's products on your website/blog. You need to place Snapdeal's links on your website/blog, and promote the same. once somebody click on your link, and visits the site; and also makes a purchase on that visit, then you earn

commission as a % of the sales value. The commission % varies for different category of goods and you can check the same on Snapdeal's website. Best part is that if a viewer clicks on your Snapdeal product link, and then purchases a different product (one which you were not recommending) still you will earn commission on the sale. For Snapdeal its important that you generated sale for them, its immaterial as to what item is sold. So long as sale is generated you will be rewarded for your efforts.

How can I become Snapdeal Affiliate

Becoming Snapdeal's affiliate is very simple process. I have mentioned below step by step process for you to follow.

Step 1 – Visit <https://affiliate.snapdeal.com>



[FAQS](#)

[COMMISSIONS](#)

[CONTACT US](#)

[LOGIN](#)

Make money advertising our products

Earn upto **12% commission** on every product

Join now

Step 2 – Click on Join Now

Click on Join Now Button shown in above image.

Step 3 – Fill Your Email and password

Once you click on Join now, you will get a form asking for email and password as shown in below image. Kindly fill your details in it and click on Register.

SIGN UP

It's Completely Free!

Email Address

e.g. abc@xyz.com

Password

Password

(Minimum 6 characters)

Confirm Password


Password

By signing up, you agree to our [Terms of Use](#), and [Privacy Policy](#)

Register

Step 4 – Check your email inbox

Once you click on Register you, your snapdeal affiliate hub account is created, now you need to open your email account and check the email which you have received from Snapdeal, below is the screenshot for the mail which I received.



As you can see the above email, Snapdeal affiliate team will reply to your application within 48 Hours but we

need to make sure we have filled all the information required in the snapdeal affiliate Hub, so lets get back to the affiliate hub.

Step 5 – Provide further details in your Snapdeal Affiliate Hub

In the step 3, once you click on Register button you will be taken to the new page where Snapdeal affiliate will ask for some more information. You will be asked to fill your personal details, your bank details for payment, it also ask to upload your PAN card and cancelled cheque. These details are required to receive payment from Snapdeal, so make sure you double check them for accuracy after entering them. Not to forget your affiliate website information, here you need to provide the website url on which you plan to promote Snapdeal products, type of website and your monthly visitors estimate. Once you fill all the details click on save changes. You can see the below screenshot for the same.

ACCOUNT DETAILS

EDIT YOUR AFFILIATE ACCOUNT INFORMATION

Affiliate Tracking Id*	<input type="text"/>
Location*	India (Domestic Affiliate) ▼
First Name*	<input type="text"/>
Last Name*	<input type="text"/>
Affiliate Type*	Select ▼
Contact No.*	<input type="text"/> <input type="text"/>
Secondary Contact No.	<input type="text"/> <input type="text"/>
Primary E-mail Address*	<input type="text"/>
Secondary E-mail Address	<input type="text"/>
Address*	<input type="text"/>
City*	<input type="text"/>
State*	<input type="text"/>
Country*	India ▼
Pincode*	<input type="text"/>

AFFILIATE PAYMENT INFORMATION

Beneficiary Name*	<input type="text"/>
Payment Mode*	Select ▼
Permanent Account Number (PAN)*	<input type="text"/>
Bank Account Number*	<input type="text"/>
Bank Name*	<input type="text"/>
IFSC Code*	<input type="text"/>
Bank City*	<input type="text"/>

UPLOAD DOCUMENTS Required For Bank for Payment

UPLOAD DOCUMENTS (Required For Receiving Payments)

Cancelled cheque No file chosen

Pan card No file chosen

AFFILIATE WEBSITE INFORMATION

Website URL

Website Type

Monthly Visits

Now you need to wait till Snapdeal affiliate team approves your application. Once your application is approved you can start promoting Snapdeal products on your website or blog and make money from Snapdeal affiliate.

How to create Snapdeal Affiliate Link?

Once you login in your Snapdeal affiliate account, on home tab you will find above two options using which you can generate Snapdeal's affiliate link.

Q SEARCH FOR PRODUCTS

🔗 GENERATE AFFILIATE URL

Option 1 – You can search any specific product and generate snapdeal affiliate link for it. For example, I have a blog related to health niche and I want to promote whey protein product in it. Hence I can generate snapdeal affiliate code by searching various whey protein products and choose the one which I like as shown below.

Q SEARCH FOR PRODUCTS

Q whey protien Search

Showing 20 out of 357 search results

	<p>ON (Optimum Nutrition) Gold Standard 100% Whey Protein - 2 lb Rs 3499</p> <p>Get Link</p>		<p>MuscleBlaze Weight Gainer , 3 kg / 6.6 lbs Rs 1590</p> <p>Get Link</p>
	<p>MuscleBlaze Whey Protein , 2 kg / 4.4 lbs Chocolate Rs 3999</p> <p>Get Link</p>		<p>Ultimate Nutrition Prostar 100% Whey Protein Rs 2039</p> <p>Get Link</p>

Option 2 – In this option, if I already selected the product from Snapdeal site which I want to promote, I can just paste that link in shown box and click on generate to create my Snapdeal affiliate link. You can see below image for the same.

GENERATE AFFILIATE URL

http://www.snapdeal.com?utm_source=aff_prog&utm_campaign=afits&offer [REDACTED] Reset

Apart from the above two method, you can also use Snapdeal search Bar in your website or blog as shown below

SEARCH BAR

Search Snapdeal Submit Query Offers Trending

Paste this code to create your link

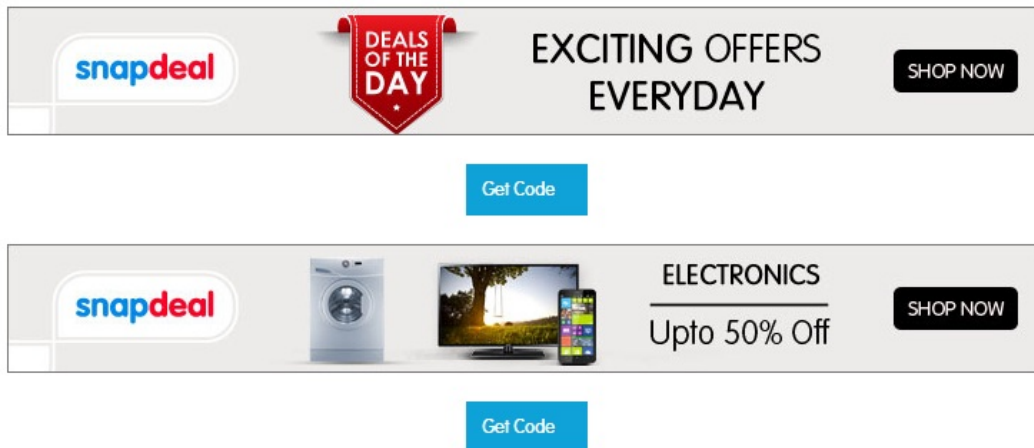
```
<div data-SDID=[REDACTED] data-identifier="SnapdealAffiliateAds" data-height="60" data-width="800" ></div><script id="snap_zxcvbnhg" async src="https://affiliate-ads.snapdeal.com/affiliate/js/snapdealAffiliate.js"></script>
```

Or you can use static banners in your site or blog as shown below –

SQUARE

HORIZONTAL

VERTICAL



How much will I Earn from Snapdeal Affiliate –

Your earning can differ based on which product you plan to promote. Like I mentioned before that commission % varies from product category to category. In some products like apparel Snapdeal offers higher commission %, whereas in some other categories it offers lesser. You can check [this link](#) to get latest Snapdeal commission rates for affiliates.

To know more about how you can create your own blog/website and promote it to earn affiliate commission, check my '[How to Make your own blog](#)' series, it has loads of information and tips for beginners and experts alike.

Very Important Points to keep in mind –

Caution – Making below 5 mistakes will get your Snapdeal Affiliate account Suspended.

1. Advertising through Pop-up/Pup under windows is strictly prohibited. Pop-ups are a lucrative way of gaining business, so most rookies are bound to try this technique, but Snapdeal prohibits its use. So stay away from all pop's.
2. If you have a mailing list, sending out Snapdeal's offers to them sounds very tempting, right; but DO NOT do so. Snapdeal clearly mentions that bulk mailers are no go and you are not allowed to send them to promote your affiliate link.
3. Paid Ads, yes you can use them to promote your website or blog. But do so with caution. You are NOT ALLOWED to bid on trademark of Snapdeal, or any variations and misspelling of it. This means you can run ads to promote your blog/website with any keywords you wish, except keywords like 'Snapdeal' or those related to it, like 'Snapdeal offers', 'Snapdeal' etc.
4. Being a Snapdeal affiliate you might be tempted to create a website or social media username or group name using Snapdeal in it. For example username: Snapdeal_affilaite or website name snapdealoffer.com etc. STOP. You are not allowed to do so. You cannot use Snapdeal's name in any website, blog, username, group name etc. This is strictly PROHIBITED.
5. You are not allowed to promote your link on illegal audio/video download site. For this purpose, it's important to understand, that providing downloads of movie and songs on your website, without the permission of the producer/concerned parties is considered illegal. So if you run a torrent website or similar, bid adieu to your Snapdeal affiliate links.

6. Make sure to read up in details all the terms and conditions mentioned in the affiliate agreement of Snapdeal's website here – <https://affiliate.snapdeal.com/termsandconditions/>

Not reading the fine print is a common mistake made by most online players, which results in them being unaware of the rules and assuming things which results in mistakes on their part, and eventual banning of the affiliate account. So READ UP. 15 min spent reading will save you days of agony later on.

Debug: it's the locked content, but now it's revealed. [Why?](#)

Get My Blog Post in Your Inbox

Fill your email to get latest updates in your email.

Share the knowledge!